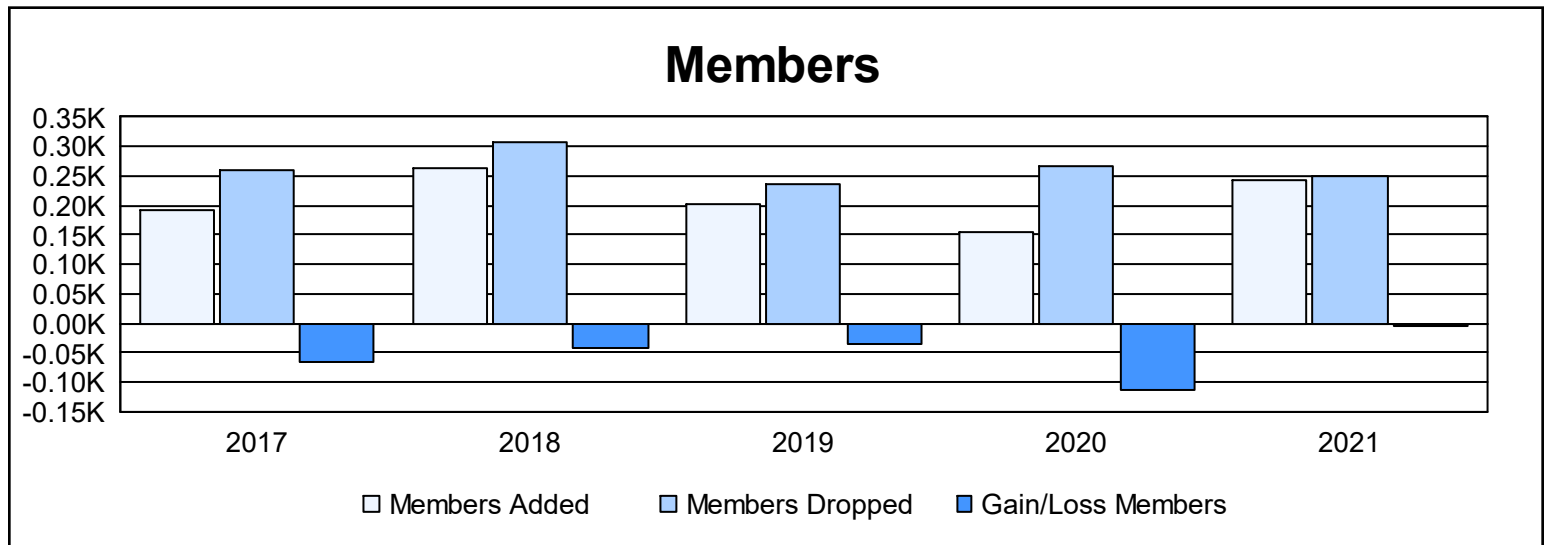
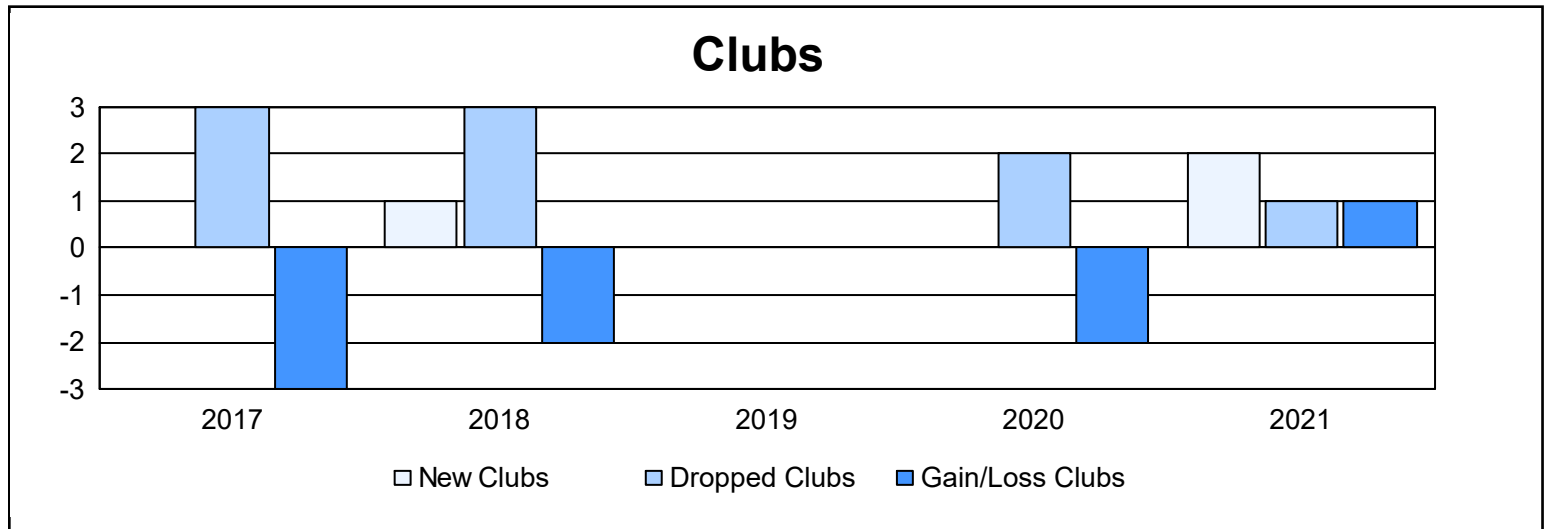
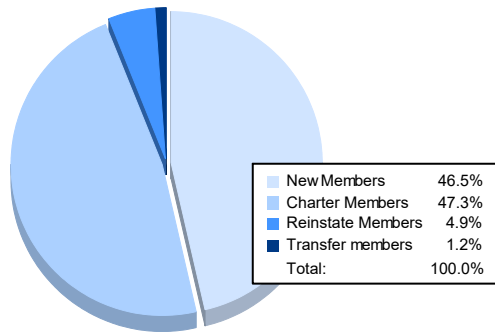


Year	New Clubs	Dropped Clubs	Gain/ Loss Clubs	New Members	Charter Members	Reinstate Members	Transfer Members	Total Member Added	Total Members Dropped	Gain/ Loss Members
2016-2017	0	3	-3	154	2	20	17	193	259	-66
2017-2018	1	3	-2	187	49	16	12	264	306	-42
2018-2019	0	0	0	176	6	14	5	201	236	-35
2019-2020	0	2	-2	125	1	13	15	154	268	-114
2020-2021	2	1	1	113	115	12	3	243	249	-6
<b>Average</b>	<b>1</b>	<b>2</b>	<b>-1</b>	<b>151</b>	<b>35</b>	<b>15</b>	<b>10</b>	<b>211</b>	<b>264</b>	<b>-53</b>



### Membership Composition June 2021 Cumulative



### Gender Composition June 2021 Cumulative

